

# BOLTON

JOINERY & BUILDING



# Columbus



PD500 Blue Star Bevel



PD501 New Tara



PD502 Crystal Gem



PD503 Clear Crystal



PD508 Climbing Rose



PD509 Bevel Border



PD510 New Topaz



PD511 Georgian Bevel Blast





PD504 Georgian Bar



PD505 Blue Orbit



PD506 Crystal Pearl



PD507 Diamond Lead



PD512 Georgian Blast



PD513 China Blast



PD514 New Platinum





PD521 New Mercury



PD522 Sapphire



PD523 House No



PD527 Star Bevel



PD528 Resin Rose







PD524 Bevel Cluster




PD525 Star Blast



PD526 Ice Cluster



PD529 Tulip





PD531 New Silver



PD532 Blue Stud



PD533 Star Cut Bevel



PD537 Tanzanite



PD538 Georgian Bevel





PD534 Coloured Blast




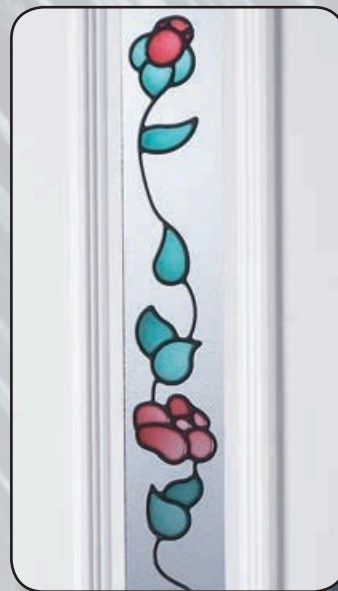
PD535 Bell Flower



PD536 Climbing Rose



PD539 Sandblast Bevel



# New Asia



PD541 New Celtic



PD542 Rambling Rose



PD543 Single Rose



# Mauritius




PD544 Bevel



PD545 Summer



PD546 Victorian Twist







PD551 Coloured Bevel



PD552 Traditional Tulip



PD553 Bevel Cluster



PD554 New Connah



PD555 Heaton Bevel Border



PD556 Yorkshire Rose



PD557 Primrose



PD561 New Diamond



PD562 Coyle



PD563 Diamond Green  
Border



PD564 Red Diamond



PD569 Harding Bevel



PD570 Rose Sandblast



PD571 Royal Master



PD572 Cullingworth Bevel  
Border





PD565 Scroll



PD566 Yellow Rose



PD567 Wild Rose



PD568 Bevel Cluster



PD573 New Royal



PD574 Radiance



PD575 Victorian Sandblast



PD576 Crystal Shimmer




PD581 New Quasar



PD582 Blue Tulip



PD583 Crystal Tulip



PD587 Rose Bud House



PD588 House No



PD589 Blue Jewel







PD584 Titan Bevel



PD585 Rosette



PD586 Climbing Rose



PD590 Victorian Bevel



PD591 Blast



PD592 Georgian Bar

# St Lucia



PD601 House No



PD602 Victorian Bevel



PD603 Renaissance



PD604 Red Jewel

# Atlantis



PD605 Diamond Bevel



PD606 Rose Vine



PD607 Creeping Rose





PD611 Baildon Bevel



PD612 Triple Bevel



PD613 Star Cut Bevel





PD621 New Faylin



PD622 Ice Cluster



PD623 Crystal



PD624 Bingley Bevel



PD625 Queen Anne Rose



PD626 Plum



PD627 Blue Border Bevel



PD628 Victorian Blast



# Modern Collection



MC1R



MC2L



MC3



MC4R



MC5L



MC5L



MC4R



PD631 Oxford Crystal




PD632 Glue Chip Bevel



PD633 Crystal Gem



PD637 Tea Rose









PD634 Summer Rose



PD635 Clear Resin Rose



PD636 Trailing Rose





PD661 Star Cut Bevel



PD662 Golf Bevel



PD663 Clear Crystal



PD664 Sandblast Bevel



PD665 Edwardian





PD671 Single Rose



PD672 Centre Gem



PD673 White Rose

## Insbrook

*Insbrook*



PD682 Resin Rose



PD683 Rosette



PD684 Tiled Bevel



PD685 Irish Bevel



PD686 Large Glazed



PD687 Small Glazed





PD691 China Cluster



PD692 Wave Cluster



PD693 Coventry Bevel



PD694 Georgian Bar



PD695 Connah





# Corey & Cottage Bow




PD701 Corey York Master



PD702 Corey Centre Bevel



PD710 Cottage Bow



# Solid Panels



Atlantis



Aztec



Bahli



Bermuda



Cain



Columbus



Corey



Cottage Bow



Cuba



Drake



Insbrook



Jamaica



Leah



Livingstone



Marco Polo



Mauritius



Nemorez



New Asia





New Back Door  
Diamond

Shiplap


St. Lucia

# Side Panels

*Side Panels*



Leah  
Side Panel



Columbus  
Side Panel



Atlantis  
Side Panel

# Conservatory & Half Panels

*Conservatory & Half Panels*



L Con Plain




Fleur De Lys



G Half



KQ QTR Scallop



GQ Half



CQ



GQ Con Plain







C Half



P Rose

# Accessories

*Accessories*





# This collection of door panels are produced to the

many different designs available complemented with fine decorative glass.

Due to our policy of continual research and development we reserve the right to change specification without prior notice. Oxidisation of lead is a natural process and therefore can not be accepted as a fault. Whilst every effort is made to match the colour used in the decorative glass, due to the nature of photographic reproduction colours shown are for guidance only.

Panels are available with reinforced cores using various thickness MDF or ply board, sandwiched between the layers of high density fire resistant polystyrene - British Standard BS4 76.

All skins and insulating materials are bonded together using a moisture curing polyurethane adhesive, specially designed for the panel manufacturing and laminating industries.

A large range of obscured glass and high quality stained units are available in a wide range of designs. Our skilled craftsmen can also produce custom designs.

All panels are available with letter boxes, knockers, numbers and cut to size.



PD721 Cain Diamond Clear Resin



PD722 Cain Gold Liquid Resin



PD723 Columbus Gold Liquid Resin

# Liquid Resins

*Liquid Resins*



# BOLTON

JOINERY & BUILDING

📞 07921 121 454

🌐 [boltonjoineryandbuilding.co.uk](http://boltonjoineryandbuilding.co.uk)

✉ [boltonjoineryandbuilding@gmail.com](mailto:boltonjoineryandbuilding@gmail.com)